

CRESTLINE®

SELECT 500 WOOD WINDOWS & PATIO DOORS



VINYL CLAD WINDOWS & PATIO DOORS



Crestline
Windows & Doors





TABLE OF CONTENTS

Welcome	2	Why Select 500?	12	Sliding Patio Doors	22
Why Crestline?	4	Double Hung Windows	14	Hinged Patio Doors	24
Interior & Exterior Options	6	Casement & Awning Windows	16	Crestline Warranty	26
Glass Options	8	Sliding Windows	18		
Hardware Options	10	Specialty Shaped Windows	20		



Welcome. Whether building new, remodeling or replacing windows, Crestline® Windows and Doors offers unparalleled flexibility, reliability and energy efficiency.

5 Reasons to Consider Crestline

The Best Looking. From our top of the line clad wood windows, to our all-vinyl products, premium aesthetics are built into every design.

The Best Performing. Our advanced glazing technology allows Crestline to meet or exceed Energy Star requirements in all states.

The Best Service. We have short, consistent lead-times for special order deliveries, and Menards consumer “hotline” number to expedite requests.

The Best Warranty. Lifetime warranties on most products.

The Best Value. All of these reasons add up to the BEST value for your customers. They get the most for their money!





Why Crestline Windows & Patio Doors?

Crestline offers a full line of new construction and replacement products, all with the options you need to set your home apart. Choose from a wide variety of styles, standard and custom sizes and shapes, elegant interiors, numerous exterior colors, designer hardware colors, and trim options. With so much to choose from, you'll discover the perfect windows and doors for your home.



Select 500

Rich Wood Interiors, Low Maintenance Vinyl Exteriors. Stylish, durable, low-maintenance and affordable, the Select 500 has a lot to offer. Engineered for both strength and energy efficiency, giving you piece of mind for decades to come.



Wood Shield™ 30-Year Warranty. Wood components used in the production of Crestline windows and doors are treated with an advanced process called Wood Shield™ that prevents any rot and decay. This warranty coverage includes all wood species offered, with 30-year coverage on clad wood windows.



Free Glass Breakage Warranty. All Crestline products include FREE Accidental Glass Breakage Warranty – extra protection without any extra charge. Our warranty is also transferable to subsequent homeowners for 10 years.

Gold Standard. Crestline Select 500 products are certified and labeled according to the highest standards, set by the Window and Door Manufacturers Association (WDMA)/National Fenestration Ratings Council Certification (NFRC) Program. All **WDMA/NFRC certified products** must pass performance tests conducted by an independent lab for resistance to air leakage, water penetration and wind pressures.

Interior & Exterior Options

Choose from a number of high-quality options and accessories available on Crestline Select 500 product line. With more grille and interior options, exterior colors, and hardware finishes, your windows can easily match or coordinate your architectural design without compromising the budget. Get ready to be inspired.

Factory-Stained Interiors. All Select 500 windows and doors have a ready-to-finish pine interior. Or choose one of our prefinish options and we'll prime, paint, seal or stain your interiors for you, saving you time, work and money. Our optional factory-stained interiors feature two Clear Satin top coats for a beautiful, long-wearing finish.

SOLID WOOD INTERIOR



Unfinished Pine

FACTORY FINISHES



Clear Satin



Golden Oak Stain



Fruitwood Stain



Chestnut Stain




White Latex



Primed

Exterior Color Options. With five exterior colors to choose from, we have options to perfectly complement any home. The low-maintenance, vinyl-clad exterior never has to be painted and will not rot – providing years of high performance in even the harshest environments.

EXTERIOR COLOR OPTIONS



White



Ivory



Almond



Desert Tan

Colors have been reproduced as accurately as printing technologies permit. Visit your local Menards store for actual product color samples.


EXTERIOR TRIM OPTIONS



J-Channel



Renovation Brickmould



Brickmould with Sillnose and J-Channel





Glass Options

We build some of the best windows on the market. So it follows that we use the best technology to help you use less energy, spend less to heat and cool your home, and spend less time on maintenance. Our wide variety of glass options enable you to achieve optimum energy performance and comfort in any climate.




As an ENERGY STAR Partner, Crestline has determined that all products bearing the ENERGY STAR logo meet or exceed the ENERGY STAR guidelines for energy efficiency.

* Harmless inert gas increases energy efficiency by minimizing the transfer of warm and cold air. Not available in all states. Check for availability.

Specialty Glass Options. Add color or texture — or privacy and modesty — to your palette of design options. Special finishes and tint can give a project distinction. Specialty glass includes bronze, gray and obscure.



Bronze

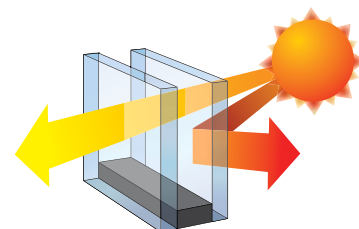



Gray



Obscure Glass

Comfort Year Round. During the winter, Zo-e-shield® minimizes heat loss, keeping rooms warmer. During the summer, Zo-e-shield reflects the sun's heat, keeping rooms cooler.



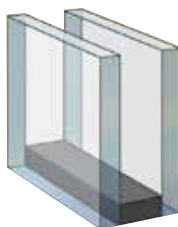
High Performance Glazing Options. With most of a window being glass, picking the right glass is crucial. Crestline offers a wide range of glass to meet the performance that is right for you.



Passive Solar Low E

All Climate

- Ideal for colder climates, allowing some of the sun's short wave energy to pass through
- Help heat a home during the winter while still reflecting the interior long-wave heat energy back inside



Insulated Low-E

All Climate

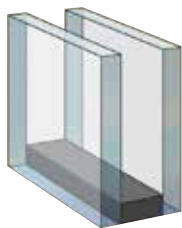
- Minimize sun's heat and damaging UV rays in warmer months
- Reflects sun's heat back into room during cooler months
- Protects interior furnishings from fading



Sun 240 Southern Low-E

All Climate

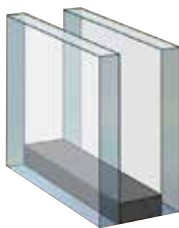
- Designed for rooms with higher than normal exposure to the sun
- 2 panes of glass that are specially coated for energy savings and UV protection



Zo-e-shield 5

Ultimate Solar Control

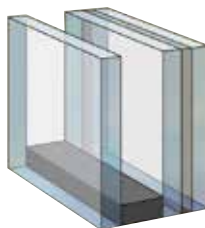
- Strong resistance to sun's glaring heat
- Excellent insulating value
- Excellent protection against damaging UV rays
- Maintains great clarity



Zo-e-shield 5 Plus

Room Side Low-E

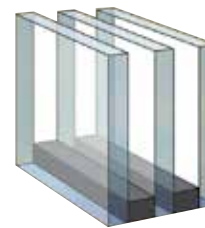
- Combination of two Low-E coatings
- Significantly improved energy efficiency
- Complies with northern Energy Star guidelines with interior Low-E i89 coating



Zo-e-shield 5 Plus

Laminated Interior

- Best resistance available to sun's heat
- Minimizes glare and visible light transmittance
- Superior sound control and UV protection
- Forced entry protection



Zo-e-shield 7


Triple Glazed with 5 Coats of Low-E

- Controls glare and blocks sun's heat in warmer months
- Excellent for use in southern climate regions
- Great insulating value
- Additional sound control

Add Character to Your Windows. Our grille program has more flexibility so you have more options. Choose from distinctive grille styles, multiple configurations, and standard prairie, colonial and Gothic patterns. Or request a custom pattern that's all your own.



3/4" Profiled Single-Toned or Two-Toned Grilles in Airspace



5/8" Flat Grilles in Airspace



7/8" Perimeter Removable Wood Grilles



7/8" Simulated Divided Lites

Grilles in Airspace. Available in sculptured or flat aluminum, these bars are between the two panes of glass making it easy to clean and maintain.

Two-Toned Grilles. These 3/4" profiled aluminum grilles between the glass can be finished in a two-toned option, keeping white on the interior with any of our standard colors on the exterior.

Perimeter Removable Wood Grilles. Snap securely in and out of place, our concealed pin system allows the interior grille frame to be effortlessly removed when needed.

Simulated Divided Lites. Creating historical aesthetics, these grilles replicate the appearance of single-pane windows, with more energy efficiency and customization. Available with or without grilles in airspace.

Hardware Options

Select from a multitude of high-quality options and accessories available with the Select 500 product line. Your windows and patio doors can easily match or coordinate with any architectural design.

WINDOW HARDWARE FINISHES




White



Almond/Tan



Brushed Nickel



Rustic Bronze

WINDOW HARDWARE OPTIONS



Casement and Awning
Nested Handle

Casement and Awning
Sequential Lock Lever



Double Hung and Slider
Sash Lock

Colors have been reproduced as accurately as printing technologies permit. Visit your local Menards store for actual product color samples.


HINGED PATIO DOOR HARDWARE FINISHES



HINGED PATIO DOOR HARDWARE OPTIONS



SLIDING PATIO DOOR HARDWARE FINISHES



SLIDING PATIO DOOR HARDWARE OPTION



Standard Sliding Door

Colors have been reproduced as accurately as printing technologies permit. Visit your local Menards store for actual product color samples.

ADDED SECURITY
FOR YOUR HOME



WHY SELECT 500?

Why Crestline Select 500 Vinyl Clad?

We believe the Select 500™ products are some of the best in the industry, and to prove it, Crestline has written one of the most comprehensive warranties in the business. With a limited lifetime warranty on glass and vinyl, and our 30-Year Wood Warranty, Select 500 products will look beautiful and perform as expected long into the future.

They're Built to Last Without Any Hassle. The low-maintenance exterior never needs to be painted, and it will never rot, dent, ding, or chip. With our fusion-welded corners, water doesn't have a way to get in.

ENDURING QUALITY...
WE GUARANTEE IT



Extruded Nailing Fins. Integral to the Tri-Core™ frame and fully welded in the corners creating ideal conditions for a perfect installation.



Vinyl Exterior Cladding. Low-maintenance vinyl exterior cladding is available in a variety of colors to complement any home – providing years of performance in even the harshest elements.

Solid Wood Interiors. Heavy solid wood interiors are ready for staining, painting and are also available factory finished.

Build-In Water Management System. Multi-chambered frame and sash improve structural and thermal performance by minimizing expansion and contraction due to seasonal changes or differences in outside and inside temperatures.



Double Hung Windows

Double hung windows add all the iconic appeal of classic wood windows, but with the added benefit of vinyl-clad exteriors that are easy to maintain. Both sash operate easily from the top and bottom to be lowered and even tilted in for ultimate ventilation and easy cleaning.



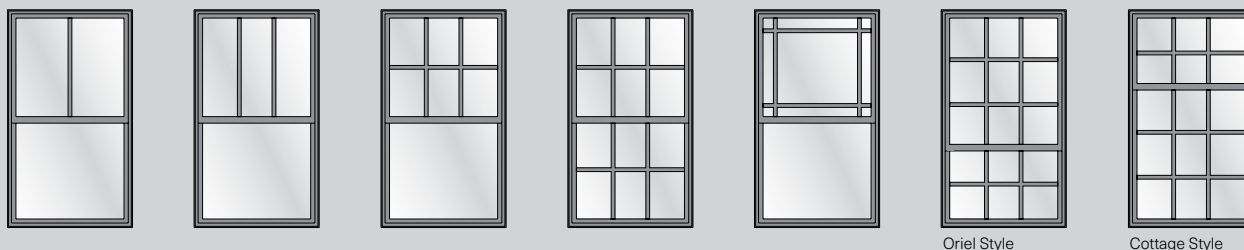
Easy Operation. The innovative Symmetry Balance System® is hidden from view with a concealed vinyl or optional wood jamb liner. With no weather stripping in sight, the concealed jamb liner offers clean architectural sightlines and is color matched to the unit.

Easy To Open. Utilizing a coil spring technology, the Symmetry Balance System takes all the work out of lifting the sash by eliminating the need for tension or balance adjustments creating a window that opens quietly and smoothly.


Multi-Chambered Frame and Sash. Improves structural and thermal performance by minimizing expansion and contraction due to seasonal changes or differences in outside and inside temperatures.

MAINTENANCE-FREE INNOVATIONS

OPTIONAL GRILLE PATTERNS



Patterns may be affected by glass size. Drawing required for custom patterns.



Tri-Core Frame Technology.

This multi-chambered sub frame is completely impervious to moisture, acting as a thermal barrier for heat and cold. The extruded nailing fins and fully welded corners create ideal conditions for a perfect installation.




Timeless Classic.

Crestline Select 500 vinyl awning windows operate from the bottom out, enjoying all weather ventilation, keeping rain water out.



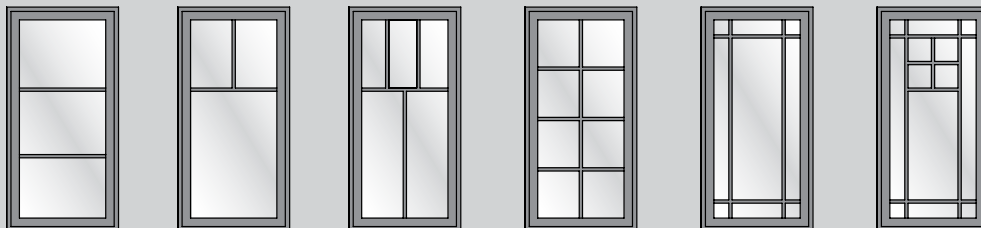
Beauty and Brawn. The sleek multi-point lock secures the sash at multiple points with a single lever; providing not only a tight seal from the outside elements, but greater security.



Functional Beauty. Our all metal nested crank handle makes for a more sleek and durable operating system. The crank folds neatly away from window coverings and has a matching cover that can easily be removed and replaced when painting or staining.

ENGINEERED WITH STYLE

OPTIONAL GRILLE PATTERNS



Patterns may be affected by glass size. Drawing required for custom patterns.




Casement & Awning Windows

Our Select 500 casement and awning windows are the perfect statement in your home. This unique design features a hand crank to open your windows up wide to the outdoors. Casements open from a side-hinge while our awning windows operate from the bottom out.



Double Slider Windows


Scenic expanses deserve the wide views available with the Crestline Select 500 slider window. Because of its horizontal shape, the slider window is the perfect architectural solution to broad vistas or landscapes. And, with a touch of your finger, the window glides open allowing fresh air to fill the room.



Brains and Beauty. All metal, flush mounted locks securely fasten the window ensuring security and protection. Plus tilt latches allow both sash to be tilted in for easy removal and cleaning from inside the home.




Perfect Operation. The Select 500 sliding window ushers in the great outdoors by minimizing hardware and maximizing your viewing area.



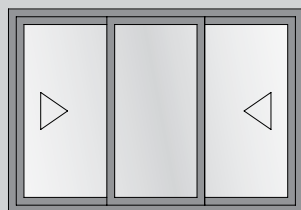
Sliding with Ease. The bottom of the unit glides along the vinyl track ensuring a smooth and enduring movement for years to come.

UNDERSTATED SIMPLICITY

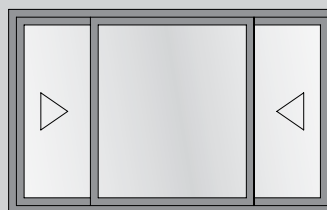
OPERATION OPTIONS



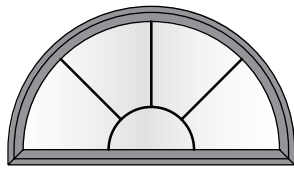
Double Sliding
Standard Operation



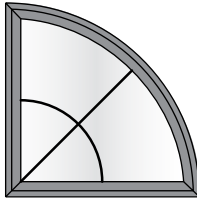
Triple Equal End Vent



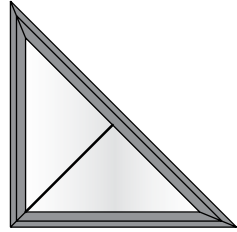
Triple End Vent



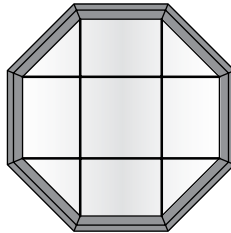
Half Circle



Quarter Circle

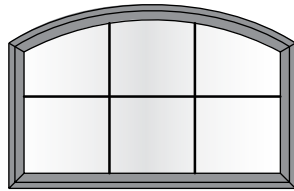


Right Triangle

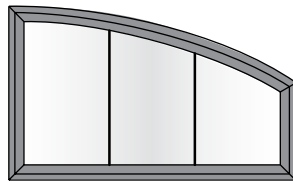


Octagon


CREATE A SHAPE



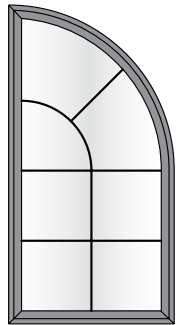
Eyebrow



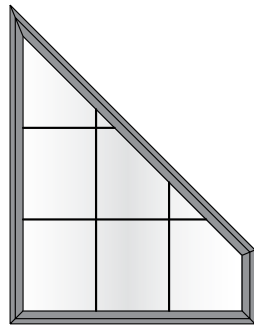
Quarter Eyebrow



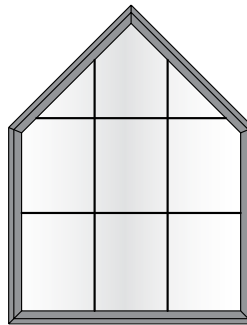
Half Circle w/Extended Legs



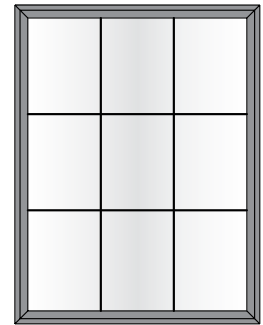
Quarter Circle w/Extended Legs



Trapezoid



Pentagon



Rectangle

Interested in additional shapes? Ask about our complete selection.



True Custom Windows. Individually crafted to fit your unique design and dimensions. The results? A one-of-a-kind window you won't find in any other home.




Specialty Shaped Windows

If you can imagine it, we can build it. After all, no one should put limits on your creativity. Available in a variety of shapes and styles, specialty shapes can be used alone or in combinations that give your home a customized look.

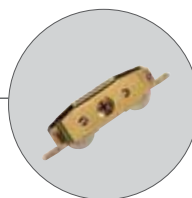


Sliding Patio Doors


Consistently smooth and aesthetically appealing. Outdoor living adds greater space and enjoyment to any home. Connect your balcony, deck, patio or backyard to your indoors with space-saving sliding patio doors.



Safe and Secure. To help keep your home guarded, a heavy duty lock of dichromate or stainless steel secures the panel to the frame at two points. For added protection, a three-point lock is available with a handle upgrade.

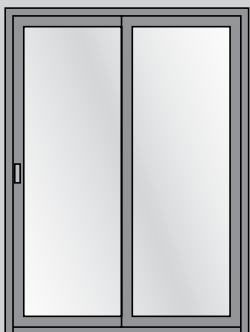


Smooth Operator. With large 1-1/2" dual tandem rollers on the bottom of each panel, the Select 500 sliding patio door glides open with ease.




Maintenance Free Sill. The weather resistant sill system is made from non-wood materials that will never rot. An integrated weep system channels water away from your home.

INDOOR-OUTDOOR
LIVING AT ITS BEST




Traditional Style


Strength and Security. Interlocking door panels offer an extra measure of security while also reducing infiltration of air and water. Door stiles are made with a structural, laminated veneer lumber (LVL) core for added strength.



Handled with Ease. Three-point locking hardware holds the door firmly in place with 8mm shoot bolts that secure the active panels at the top, middle and bottom. The 4" adjustable hinges ensure smooth door operation.

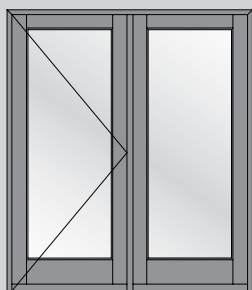


Stronger is Better. For exceptional strength, durability and weather resistance each door panel is constructed of Laminated Veneer Lumber (LVL) stiles. Stronger panels mean greater design flexibility, bigger sizes and higher performance ratings.



Efficient Elegance. The composite threshold on the Select 500 hinged patio doors prevents the side jambs from soaking up moisture that leads to rotting. The vinyl bottom door sweep has a built-in water diverter for water drainage.

AN OPEN
INVITATION TO
ELEGANCE



Center-Hinged Door

Inspiration Opens Here. These doors are available in inswing or outswing door operations that can accommodate any room arrangement. Whatever your design, the Select 500 hinged patio door has a solution.



Hinged Patio Doors

The door to inspiration opens here. French operating patio doors add graceful style to any home while flooding the space with natural light. The Select 500 hinged patio doors blend traditional styling with modern energy efficiency to create open and inviting areas of living space.



Crestline's Lifetime Limited Warranty

Effective Date: June 1, 2016

Subject to the conditions, exclusions and limitations that follow, the manufacturer of CRESTLINE® products, ("CRESTLINE") warrants CRESTLINE products (Select 500™, Crestline Acclaim®, Elite Premium Clad, Elite Premium Primed, Select 500™ Replacement, and Elite Premium Replacement Windows and Doors) to be free from defects in material and workmanship as noted below. All referenced times are in relation to date of purchase.

Innovations: Wood Shield®, Symmetry Balance System®, TriCore® Frame Technology, EasyCare®, Zo-e-shield™

WARRANTY COVERAGE

Insulated Glass Hermetic Seal – Lifetime

CRESTLINE warrants the insulated glass, if any, against failure of the hermetic seal. During the first twenty (20) years after the date of purchase, CRESTLINE's obligations under this warranty shall be limited to, at its option, repair or replacement of the insulated glass only (FOB the original point of delivery), or refund of the original purchase price of the insulated glass. After twenty (20) years from the date of purchase, CRESTLINE's obligations under this warranty shall be limited to granting a prorated credit against the then current list price of comparable new replacement insulated glass. Such credit shall be computed on the basis of the number of years from the date of purchase as follows:

Years from Date of Purchase	Amount of Credit
0 to 20.....	100%
21 to lifetime.....	10%

Vinyl Clad Products - Lifetime

CRESTLINE warrants its vinyl exterior cladding, to be free from defects in material and workmanship and to not rot, rust, crack, pit, corrode, peel, blister or flake. For any products or parts determined by CRESTLINE to contain defects in material or workmanship, CRESTLINE will, at its option, repair the product or parts at no charge, or provide replacements at no charge, or refund the original purchase price of the product or part containing the defect. Decisions as to whether to repair, replace, or refund shall be made by CRESTLINE, in its sole discretion.

Window and Patio Door Product – Twenty Years

CRESTLINE warrants that its products and insulated glass shall be free from defects in material or workmanship for a period of TWENTY (20) YEARS unless specified below.

Should any CRESTLINE products or components of products be determined by CRESTLINE to contain defects in material or workmanship within the applicable warranty period, CRESTLINE will, at its option, repair the products or components at no charge, or provide replacement products or components at no charge, or refund the original purchase price of the products containing the defective components. Decisions as to whether to repair, replace or refund shall be made by CRESTLINE in its sole discretion. Replacements will be the closest equivalent current product and may not exactly match the original. Replacements will be delivered to the original point of purchase with no shipping charges. If shipment direct to the consumer is requested, normal shipping and handling charges will apply.

WOOD ROT

Wood Shield Clad Wood Products – Thirty Years

Maintained clad wood products shall be warranted against wood rot for a period of THIRTY (30) years. Mildew and other discoloration due to condensation is not considered rot and not covered. Products in contact with the ground are not warranted against wood rot.

Wood Shield Clad Wood Products – Ten Years

Maintained primed /unprimed (unclad) wood products finished pursuant to installation instructions shall be warranted against wood rot for a period of TEN (10) years. Mildew and other discoloration due to condensation is not considered rot and not covered. Products in contact with the ground are not warranted against wood rot.

ACCIDENTAL GLASS BREAKAGE

Limited Lifetime

CRESTLINE warrants its insulated glass against accidental breakage except as delineated below:

- This warranty does not cover glass breakage caused by acts of God, improper installation, abuse, misuse, alteration, building or foundation movement, improper or insufficient handling, or storage.
- This coverage is transferable to subsequent homeowners. The transferred coverage is ten (10) years from the date of manufacture.

Laminated Glass – Five Years

Laminated glass shall be free from defects in material and workmanship for a period of FIVE (5) years.

Decorative Glass – Five Years

Decorative glass shall be free from defects in material and workmanship for a period of FIVE (5) years.

Factory-Applied Interior Finishes – Five Years

Factory-applied interior finish or stain is warranted against peeling, checking, or cracking for FIVE (5) years. Standard factory-applied primer is not a finish coat.

Hardware Finish – Ten Years

Corrosive-resistant finishes and seacoast hardware packages installed within one mile of a corrosive environment shall be warranted for TEN (10) years unless marred or scratched. The above conditions/exclusions apply.

Glass Stress Cracks – One Year

Glass shall be warranted against stress cracks for ONE (1) year.

Transferability – Ten Years

This warranty is transferable to subsequent owners. This transferred warranty is the lesser of TEN (10) years or the period specified from the date of manufacture

NON COVERAGE

- Normal wear and tear, weathering and natural variations in wood color or texture are considered normal and not a product defect.
- Normal wear and tear of hardware and hardware finishes that can naturally occur (e.g. corrosion, tarnishing) or damage at construction site.
- Products not installed pursuant to our installation instructions attached to each unit.
- Minor scratches, slight glass curvature or glass imperfections are natural variances in glazing and do not impair structural integrity or significantly obscure normal vision.
- Repairs, refinishing or similar activities involved when skilled labor installs or replaces products.
- Condensation and any related water damage (such as mold or wood rot due to water or ice build up), which occur as a result of humidity within the property or changes in the interior/exterior temperatures, do not indicate a defect. Contact a heating/cooling specialist to assist.
- Products installed in a non-vertical position, discoloration of non-visible parts, or failures or operating difficulties due to accident, acts of God, abuse, misuse, alteration, exposure to the elements, improper or insufficient handling, storage, maintenance or service including, but not limited to, obstruction of weep holes. Installation of units must be finished and operated in accordance with our installation instructions attached to each unit.
- Failures or operating difficulties resulting from use of high-expansion foam insulation, incompatible sealant, cleaning agent, or exposure to corrosive, unusual, harmful or aggressive substances, acid rain, fumes or condensates, subjection to abnormal stress from localized application of heat, excessive vibration or movement of buildings or foundations or to other abnormal physical stress or use in high humidity areas.
- Products installed in buildings with cladding systems that do not allow for proper management/drainage of moisture (e.g. EIFS or synthetic stucco without an engineered drainage system).
- Vinyl parts or weather strip that has non-factory-applied paint or stain voids the warranty of the affected unit.
- Warpage or air/water infiltration on any swing door with a call-out height of greater than 6'10" unless CRESTLINE'S multi-point lock system is used with the door.
- Any installations at an altitude over 3,500 feet above sea level unless capillary tubes have been installed or a HIGH ALTITUDE GLASS PACKAGE is used, which provides limited coverage.
- Insulated True Divided Lite units.
- Products with wood surfaces that are not covered within thirty (30) days after purchase with a high-quality top coat of paint, sealer or varnish. The top coat should be applied as recommended by the paint manufacturer and it is the customer's responsibility to properly care for and protect the woodwork against moisture or excessive dryness.
- Products with factory-applied primer paint that are not covered with a finish coat within six (6) months of unit installation.
- Products or components not provided by CRESTLINE including but not limited to hardware locksets, strikes, or panning systems.
- CRESTLINE products that are stacked or mulled with products manufactured by others.
- Products with modifications (e.g. customer applied paint finishes, tints, films) or security systems without prior approval.

ADDITIONALLY

- Insulated units with capillary tubes will not have inert gas fill.
- ADA-compliant sills or telescoping, pocket and bifold patio door systems are not designed nor are they intended to manage moisture or water infiltration. The determination of proper building design and moisture management (through an overhang or otherwise) is the responsibility of your building designer, architect or contractor.
- Warping of a door shall not be deemed to be a product defect unless the warping is in the door panel itself and then only if the warping is more than one quarter inch. The amount of warp shall be determined by placing a taut wire or string or straightedge across the face of the installed door panel thought to be concave and measuring the amount of warp at the point of the greatest distance between the bottom of such wire, string or straightedge and the face of the door panel. CRESTLINE may, at its option, defer action on a warping claim for a period of not more than ONE (1) year from the date of the claim to permit the door panel to adjust to temperature and humidity in its installed position.
- The performance of windows and doors may be affected by factors beyond CRESTLINE'S control. Examples include handling and installation, construction details of the building, exposure conditions, maintenance, normal wear and tear, and migration of inert gas. Structural or thermal ratings are for comparison purposes only. While CRESTLINE products are manufactured to meet or exceed published ratings, it is not possible to guarantee that they will meet or exceed those ratings after they have been installed.
- CRESTLINE is not responsible for removing any defective products from the structure in which they are installed, or for installing any replacement products or components provided by CRESTLINE pursuant to this limited warranty, or for any painting, refinishing or other work necessary to complete the installation of replacement products or components, all of which shall be the consumer's responsibility.

CLASS ACTION AND JURY TRIAL WAIVER

YOU AGREE THAT ANY DISPUTE TO INCLUDE, BUT NOT LIMITED TO, BREACH OF CONTRACT, BREACH OF WARRANTY, CLAIMS BASED IN TORT, NEGLIGENCE, PRODUCT LIABILITY, FRAUD, MARKETING, STATE OR FEDERAL REGULATIONS, ANY CLAIMS REGARDING THE ENFORCEABILITY OF THIS LIMITED WARRANTY, AND THE WAIVER OF JURY AND CLASS ACTION TRIALS ("DISPUTED CLAIMS") MUST BE BROUGHT IN YOUR INDIVIDUAL CAPACITY, AND NOT AS A PLAINTIFF OR CLASS MEMBER IN ANY PURPORTED CLASS OR REPRESENTATIVE PROCEEDING. YOU ALSO AGREE THAT YOU ARE WAIVING THE RIGHT TO A TRIAL BY JURY AND AGREE TO HAVE ALL DISPUTES HEARD AND DECIDED SOLELY BY A STATE OR FEDERAL COURT.

OPT-OUT PROCEDURE

YOU MAY CHOOSE TO OPT OUT OF THE CLASS ACTION AND JURY TRIAL WAIVER BY SUBMITTING A WRITTEN OPT-OUT FORM THAT CAN BE FOUND ON CRESTLINE'S WEBSITE, WWW.CRESTLINEWINDOWS.COM/OPTOUT.PDF, WITHIN SIXTY (60) DAYS FROM THE DATE YOUR CRESTLINE PRODUCT IS INSTALLED. OPTING OUT OF THE CLASS ACTION AND JURY TRIAL WAIVER WILL NOT AFFECT ANY OTHER TERMS OF THIS LIMITED WARRANTY WHICH WILL REMAIN IN EFFECT.

GENERAL PROVISIONS

Selection and purchase of CRESTLINE products which conform to all applicable building codes and local ordinances is the sole responsibility of the architect, building contractor or homeowner. CRESTLINE assumes no responsibility for compliance with local building codes or ordinances, or for calculation and design of support mullions, structural support, or flashing required for installation. Consult with your local building code officials and/or a qualified contractor, architect or engineer for specific requirements.

THERE ARE NO OTHER EXPRESS WARRANTIES EXCEPT AS SET FORTH HEREIN. ANY IMPLIED WARRANTIES OF MERCHANTABILITY OR FITNESS FOR PARTICULAR PURPOSE ARE LIMITED IN DURATION TO THE PERIODS OF COVERAGE OF THE EXPRESS WARRANTIES SET FORTH IN THIS LIMITED WARRANTY. CRESTLINE SHALL NOT BE LIABLE FOR APPLICABLE TAXES OR ANY INCIDENTAL OR CONSEQUENTIAL DAMAGES INCLUDING, BUT NOT LIMITED TO, DAMAGE OR LOSS TO PERSONS OR OTHER PROPERTY.

Some states do not allow limitations on how long an implied warranty lasts, and some states do not allow the exclusion or limitation of incidental or consequential damages, so these limitations and exclusions may not apply to you. This warranty gives you specific legal rights, and you may also have other rights which vary from state to state.

APPLICABLE LAW

All Disputed Claims shall be governed and construed in accordance with the internal laws of the State of Wisconsin, regardless of any choice of law doctrine.

NO DISTRIBUTOR, SALESPERSON, DEALER, RETAILER OR OTHER REPRESENTATIVE OF CRESTLINE PRODUCTS HAS THE AUTHORITY TO ALTER OR CHANGE THESE WARRANTIES OR TO MAKE ANY OTHER WARRANTY EITHER VERBALLY OR IN WRITING.

Effective Date: June 1, 2016



CRESTLINE®

SELECT 500 WOOD WINDOWS & PATIO DOORS



VINYL CLAD WINDOWS & PATIO DOORS



Crestline reserves the right to change product materials, specifications and methods of manufacture without prior notice. Please verify unit dimensions and/or rough openings with your local **MENARDS** store.