



VinylCrest® 200 Picture & Transom Parts Reference Catalog

#597781

VINYLCREST™ 200

FOR PRODUCT PRODUCED AFTER 05/94

Transom Direct Set



Picture Direct Set

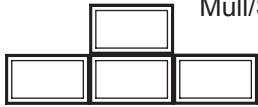


Use with:

- 930 Single Hung
- 930 Double Hung
- 930 Gliding Window

PICTURE &
TRANSMOM

Mull/Stack



Use with:

- 930 Single Hung
- 930 Double Hung

NOTE: Gliding Windows CANNOT be mullled or stacked with the 930 Picture & Transom units OR with another Gliding Window.

MULL/
STACK

Order Form



ORDER
FORM

©2006, SNE Enterprises, Inc.



TABLE OF CONTENTS:

Mull/Stack Exploded View	1
Mull/Stack Parts/Accessories	2

DESCRIPTION:

All Vinyl Direct Set window.

FRAME/SASH OPTIONS:

White or Almond

HARDWARE OPTIONS:

Screen frame and locks are color matched to window.

DISTINGUISHING FEATURES:

- Full 3 1/4" main frame
- Integral 1 1/4" nail fin

HOW TO ORDER A PART:

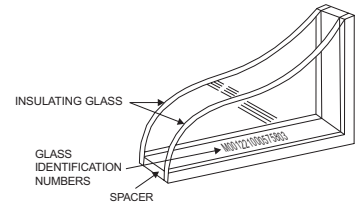
Identify the part using the exploded views and indexes. Reference the part in the Replacement Parts Section using the reference number from the index.

When ordering replacement parts, unit must be viewed from the exterior.

GLASS IDENTIFICATION CODE:

The glass code number references the date of manufacture, which is helpful in identifying the product.

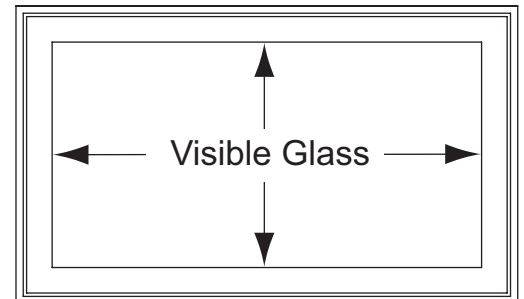
When ordering warranty replacement glass, sash or panels, it is necessary to specify the glass identification code. Markings are stamped on one of the four sides of the metal spacer channel which separates the two panes of glass. (Refer to the illustration at right)



MEASURING VISIBLE GLASS:

Typically, a part can be ordered by specifying catalog size or visible glass. The visible glass dimensions can be determined by measuring the width and the height of the exposed glass on the sash from inside the home. (Refer to arrows on the illustration at right)

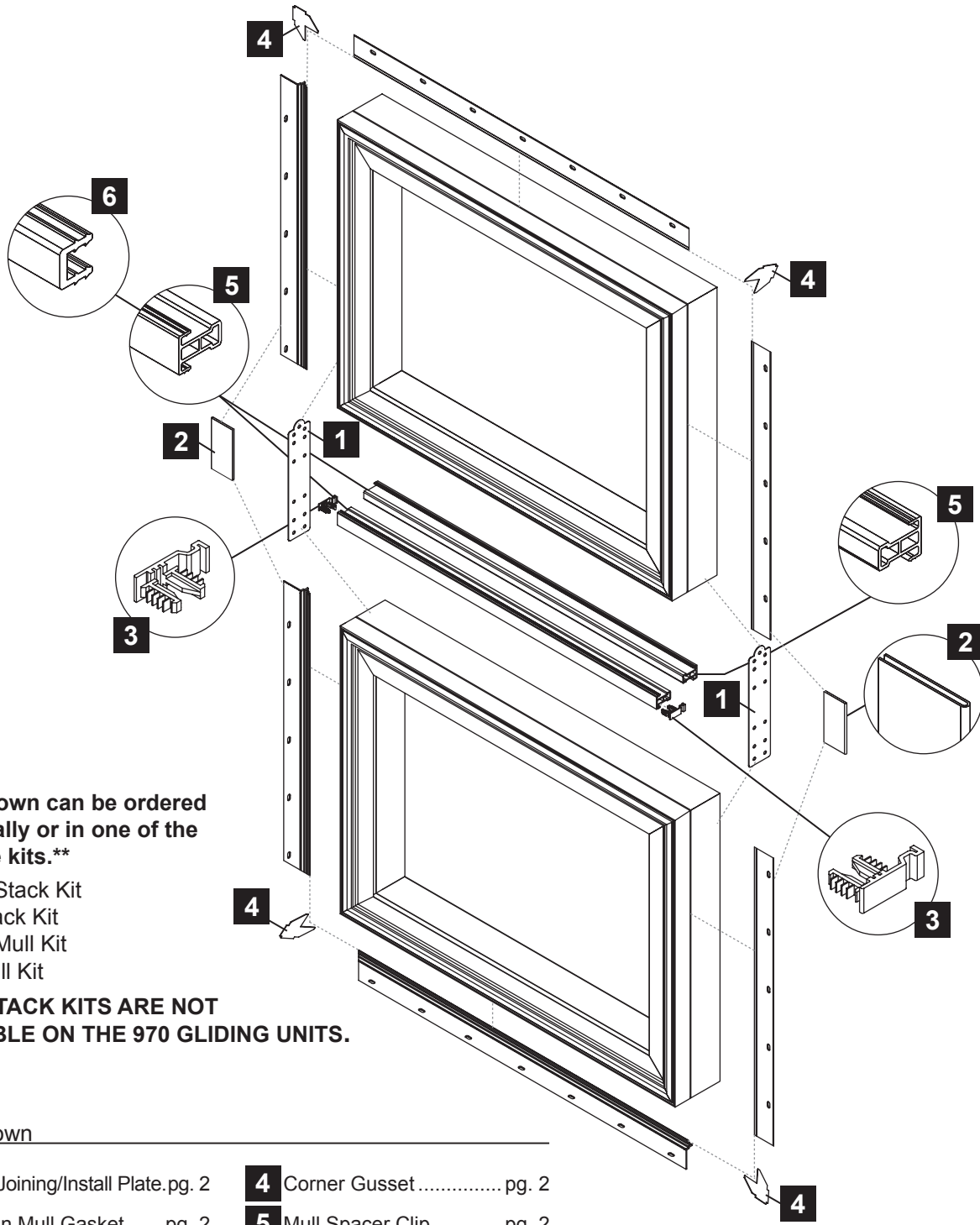
Measurements within + or - 1/4" will be rounded to the nearest standard size as given in the tables on the Ordering Codes Section. Visible glass dimensions that are greater or less than 5/16" of a standard size means it is a custom size window.





MULL/
STACK

NOTE: 1/2" Spread Mull shown using the Mull Spacer Clip.
Half Round, Ellipse, and Eyebrow units are Tight Mullled using the Direct Mull Clip.



Parts shown can be ordered individually or in one of the available kits.**

- Spread Stack Kit
- Tight Stack Kit
- Spread Mull Kit
- Tight Mull Kit

****MULL/STACK KITS ARE NOT AVAILABLE ON THE 970 GLIDING UNITS.**

Parts Shown

- | | |
|---------------------------------------------|---------------------------------------|
| 1 Metal Joining/Install Plate. pg. 2 | 4 Corner Gusset pg. 2 |
| 2 Nail Fin Mull Gasket pg. 2 | 5 Mull Spacer Clip pg. 2 |
| 3 Mull End Plug pg. 2 | 6 Direct Mull Clip pg. 2 |

Note: When ordering replacement parts, unit must be viewed from exterior.

Drawings not to scale.



MULL/
STACK

1 Metal Joining/Installation Plate

STYLE: MISC

2 Nail Fin Mull Gasket

STYLE: MISC

3 Mull End Plug

White
 Almond

Used only for Spread Mull/Stack.

STYLE: MISC

4 Corner Gusset (pkg. of 4)

STYLE: MISC

5 1/2" Mull Spacer Clip

White
 Almond

Used only for Spread Mull/Stack.

STYLE: AC

6 Direct Mull Clip

White
 Almond

Used only for Tight Mull/Stack.

STYLE: AC

Drawings not to scale.